

IRON Maiden

SOMEWHERE IN TIME

RISE ABOVE THE GREAT - BROUGHT SOMEWHERE IN TIME - DEJA-VU
HEAVENLY WAIT - THE LONELINESS OF THE LONG DISTANCE RUNNER
SEA OF CLOUDS - STRANGER IN A STRANGE LAND - WASTED YEARS

WISE PUBLICATIONS
1580 G. 7119 1111
708 P. 1111 85618



NOTE FROM THE ARRANGER

The ability to play a great solo is one of the most rewarding attributes for a guitarist to have, and once again Dave Murray and Adrian Smith have displayed their mastery in this area.

IRON MAIDEN'S new L.P. 'SOMEWHERE IN TIME' comprises a collection of well written and imaginative songs packed full of dynamic innovations and sometimes unbelievably fast guitar work.

Transcribing the L.P. has been a question of bringing these mind boggling solos down to easily manageable musical notation, and always bearing in mind that


guitarists tend to play from feel rather than 'dots'. I have incorporated the guitar tablature including bends, glisses, tremolos and slam-ons. This has the dual effect of taking all the hard work out of reading the music while also directing your fingers to the best position on the fretboard for ease of playing.

At the end of the day you will be amazed at how quickly you are able to master even the most technical of the offerings in this brilliant album.

Rick Cardinali.

TABLATURE & INSTRUCTIONS EXPLAINED

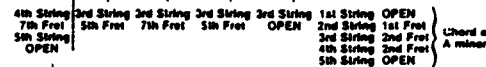
The tablature stave comprises six lines, each representing a string on the guitar as illustrated.



A number on any of the lines indicates, therefore, the string and fret on which a note should be played.



Gliss (Downward)
Strike note and then slide the finger holding that note down the fretboard.



Gliss (Upward)
Same as above except slide finger up the fretboard.

A useful hint to help you read tablature is to cut out small squares of self-adhesive paper and stick them on the neck of the guitar adjacent to each of the frets, numbering them accordingly.

'H' (Hammer on) above a note, means that you should hammer a finger down on the next note without striking the string again.

'P' (Pull off) above a note, means that you should pull your finger off the string firmly enough to sound the next note without striking the string again.



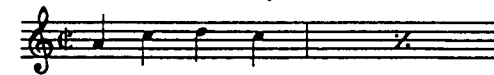
In passages where the 'S' instruction appears over a note, as in the above example) hit the string over the given fret (as indicated in tablature) with the edge of your plectrum.

Whenever the 'P' instruction appears after an 'S', simply remove the plectrum from the string, in the manner of a 'Pull Off'.

Where there is an instruction saying 'Riff 1' or 'Riff 2', etc., take special note of its whereabouts (because later on in the piece you will see 'Riff 1 repeated' or 'Riff 2 repeated',

etc.) so you can quickly refer back to the original for the music and tablature.

∞ means that you should repeat the preceding bar.




is played



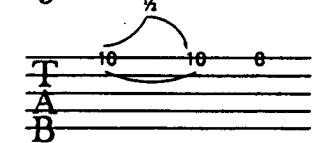


2 means that you should repeat the preceding two bars



is played



Likewise 4 means that you should repeat the preceding four bars.



The above figure on top of a note means that you should bend the string, and therefore, the note up a full tone, i.e. the 'd' note in the above example becomes an 'e' with the 'arrow and full' instruction above.

The arrow and 1/2 figure on top of a note means that you should bend the note up a 1/2 tone (semi-tone), i.e. the 'd' in the above example becomes an 'd#' with the "arrow and 1/2" instruction above.

CAUGHT SOMEWHERE IN TIME

Words & Music · Steve Harris

E(no3rd) C(no3rd) A(no3rd) D(no3rd) C F(no3rd)
 G(no3rd) C5 C6 G B(no3rd) D/F#(no3rd)

E(no3rd) Full 3x
 C(no3rd) P P Gliss.
 E(no3rd) Full

C(no3rd) P p A(no3rd) Gliss.
 E(no3rd) Full
 C(no3rd) P P Gliss.

D(no3rd) Full
 B (no3rd) Full
 C (no3rd) Full
 D (no3rd) Full
 E(no3rd) Full
 Tempo 2. (Faster) ♩ 166

C (no3rd) P
 C
 D(no3rd)
 E(no3rd)

1. D(no3rd) P H P
 D (no3rd) B (no3rd) D (no3rd)
 Trem. Bar Downward Bend.
 2. D(no3rd) B(no3rd)

E(no3rd) C(no3rd) D (no3rd)

Verse 1: If you had the time to lose an o-pen mind or time to choose
 Verse 2: (See Block Lyric)
 Verse 3: % (See Block Lyric)

E(no3rd) C(no3rd) D

would you care to take a look or can you read me like a book.

A F(no3rd) G (no3rd) E (no3rd) G (no3rd)

Time is al-ways on my side.

(Repeat last 4 bars) 4
 1. G (no3rd) E (no3rd) G (no3rd)
 2. G (no3rd) E (no3rd) G (no3rd)
 3. G (no3rd) E (no3rd) G (no3rd)

Don't

E(no3rd)
 D(no3rd) E(no3rd)

be a - fraid you're safe with me safe as a - ny soul can be

D(no3rd) E(no3rd)

ho - nes - tly just let your-self go.

C(no3rd) H P H P H P
 2

A(no3rd) *3* *3* 2

H P H P

H P H P

T
A
B 0 5 4 5 4 5 0 0 5 4 5 4 5

C(no3rd) *3* *3*

H P H P

H P H P

T
A
B 2 4 2 4 2 0 2 2 4 2 4 2 0

2 A(no3rd) 2 2

2 2 2

T
A
B 2 2 2 2 5 2 2 2 2 2 2 2 2 2 2 0 4 0

E(no3rd) 1. C(no3rd) C-5 C6 2. C(no3rd)

Caught some - where in time

A(no3rd) E(no3rd) C(no3rd) C-5 C6

Caught some - where in time

D(no3rd) B(no3rd) C (no3rd) D (no3rd) E(no3rd)

Oh! Caught some -

C(no3rd) C-5 C6 2. C(no3rd)

where in time

A(no3rd) E(no3rd) C(no3rd)

Caught some - where in time

Caught now in two minds *To Code*

C-5 C6 D(no3rd) B(no3rd) (no3rd) (no3rd)

Oh!

No Chord

T
A
B 2 2 2 2 5 2 2 2 2 2 2 2 2 2 2 2 0 0

To Key of 'D' Minor

T
A
B 2 2 2 2 5 2 2 2 2 2 2 2 2 2 2 0 4 0

RIFF 1 (See end of song for Riff 1)

G (no3rd) RIFF 1 (Repeat)

D(no3rd) H P Full *3* H P Full *3* D (no3rd) H P Gliss. Gliss. Gliss.

H P Full H P Full H P Gliss. Gliss. Gliss.

T
A
B 15 13 15 13 13 14 14 14 12 10 8 10 8 8 10 10 9 10 9 10 9 10 7 9 7 5

RIFF 1 (Repeat)

G(no3rd) D(no3rd) H *3* P Full $\frac{1}{2}$ Full G P P H P

H P Full $\frac{1}{2}$ Full P P H P

T
A
B 7 9 10 9 10 9 9 10 12 12 12 12 12 10 12 10 9 10

RIFF I (Repeat)
 D(no3rd) P H P P Gliss. G (no3rd)
 P H P P Gliss. P P H P Gliss. H P H P
 P H P P Gliss. P P H P Gliss. H P H P
 T 9 10 9 12 10 10 10 8 7 8 7 6 7 5 7 5 0 7 8 10
 A
 B

RIFF II (See end of song for Riff II)
 G Bb A (no3rd)(no3rd)(no3rd) Bb A C (no3rd)(no3rd)(no3rd) RIFF II (Repeat) G Bb A (no3rd)(no3rd)(no3rd)
 Trem. Bar Downward Bend Strike 'B' note then Trem. Bar Downward Bend. While Trem. Bar still depressed strike open 'A' string and release Trem. Bar.
 Trem. Bar Downward Bend Trem. Bar Downward Bend Release Trem. Bar Full P P H P
 T 15 5 5 3 5 3 5 3 5 3 2 3 2
 A
 B 6 0

RIFF I (Repeat)
 Bb A C (no3rd) D(no3rd) G (no3rd)
 Gliss. Gliss. Damped
 T 5 5 3 5 3 2 5 7 17 19 17 19 17 18 19 17 18
 A
 B 17 19 20 17 19

RIFF I (Repeat)
 D(no3rd) Full slowly G(no3rd) RIFF I (Repeat) D(no3rd)
 Full P H P H P H P P P H P
 T 20 18 20 12 15 12 13 12 12 13 12 15 13 13 15 12 13 12 P P H P
 A
 B 19 14 14 12 15 13 12 14 12 11

RIFF I (Repeat)
 D(no3rd) Full G(no3rd) Full G(no3rd) Full
 Gliss. P Full Full Full
 T 12 10 12 10 12 12 10 13 13 13 10 12 10 12 12 10 10
 A
 B 10 10

RIFF II (Repeat)
 G Bb A C (no3rd)(no3rd) (no3rd)(no3rd) (no3rd)(no3rd) (no3rd)(no3rd) Slow Bend to Full
 Full Trem. Bar Slow Downward Bend. H P H P H P H P H Harmonic
 Full Trem. Bar Slow Downward Bend. Trem. Bar Slow Downward Bend. Harmonic Slow Bend to Full
 T 15 18 15 18 15 18 15 18 15 18 17 18 15
 A
 B

RIFF II (Repeat)
 G(no3rd) Bb A C (no3rd)(no3rd) H P Gliss. Gliss.
 P P (no3rd)(no3rd) H P
 T 17 15 17 15 18 15 18 15 18 17 15 17 15 17 15 15 17 19
 A
 B

RIFF I (Repeat)
 D(no3rd) G(no3rd) RIFF I (Repeat) D(no3rd)
 Full 3 H P Full 3 H P Full 3
 T 17 18 17 18 20 17 18 17 20 20 18 17 18 17 20 17 20 20 18
 A
 B

RIFF I (Repeat)
 G(no3rd) loco E(no3rd) Full G(no3rd) Harmonics
 Gliss. To E Minor Full P
 T 19 14 14 12 15 13 12 14 12 11
 A
 B

RIFF I (Repeat)
 C(no3rd) D(no3rd) E(no3rd)
 Full 3 Full 3 Full 3
 T 14 12 10 9 12 10 16 17 19
 A
 B 12 10

RIFF III (cont.)

RIFF III (cont.)

RIFF III (cont.)

RIFF III

Verse 2:
 Can I tempt you come with me
 Be 'Devil may care' fulfil your dream
 If I said I'd take you there
 Would you go would you be scared

Verse 3:
 Like a wolf in sheep's clothing
 You try to hide your deepest sins
 Of all the things that you've done wrong
 And I know where you belong

Time is always on my side
 Time is always on my side

Make you an offer you can't refuse
 You've only got your soul to lose ...
 Eternally ... let yourself go!

Chorus:
 Caught somewhere in time
 Caught somewhere in time
 Caught now in two minds!

WASTED YEARS

Words & Music · Adrian Smith

E(no3rd) D(no3rd) G(no3rd) D/F# Dsus4 C(no3rd) Cmaj7 Cadd9
 E(no3rd) A Cadd9(no3rd) C A(no3rd) G/B Am G

RIFF 1

1, 2 & 3.

4.

E(no3rd) G(no3rd) D(no3rd) I'm
 coast of gold — a - cross the se - ven seas —
 E(no3rd) G(no3rd) D(no3rd) F# Dsus4
 trav - lin on — far and wide — But
 C(no3rd) Cmaj7 E(no3rd) G(no3rd)
 now it seems — I'm just a stran - ger to — my - self — and all the

D(no3rd) C(no3rd) Cadd9
 things I some - times do — it is - n't me but some - one else —
 E(no3rd) G(no3rd) D(no3rd)

Verse 2: Close my eyes — and think of home — an - oth - er
 Verse 3: (See black lyric)

D E G(no3rd) D(no3rd)/F# Dsus4
 (no3rd)(no3rd)
 ci - ty goes by in the night — ain't it
 C(no3rd) Cadd9 D(no3rd) E(no3rd) G(no3rd)

fun - ny how it is you ne - ver miss it till it's gone a - way — and my
 D(no3rd) G(no3rd) C(no3rd) Cadd9

heart is ly - ing there and will be till my dy - ing — day. —
 G(no3rd) C(no3rd) A(no3rd) D(no3rd) C(no3rd) A(no3rd)

So — un - der - stand — don't
 E(no3rd) D(no3rd) Cadd9

waste your time — al - ways search - ing for — those wa - sted — years —
 G(no3rd) C(no3rd) A D(no3rd) C(no3rd) A(no3rd)

face up — make your stand — and
 E(no3rd) D(no3rd) Cadd9

re - a - lize — you're li - ving in — the gold - en — years. —
 E(no3rd) D(no3rd) Cadd9 To Code Cadd9 (no3rd) D (no3rd)

1.
 Cadd9(no3rd) E(no3rd) RIFF 1 (repeat)
 2.

D(no 3rd) RIFF 1 (repeat) C (no 3rd) Build up D (no 3rd) E(no 3rd) RIFF 1 (repeat)

D(no 3rd) RIFF 1 (repeat) C (no 3rd) D (no 3rd)

² C (no 3rd) D (no 3rd) E(no 3rd) S P S P S P S P S P S P S P S P S P S P

S P S P S P S P S P S P S P S P S P S P

T 12 10 12 8 12 0 12 0 12 10 12 8 12 0 12
A
B

S P S P S P S P S P S P S P S P S P S P S P

Gliss. 3 3

S P S P S P S P S P S P S P S P S P S P

Gliss. Gliss.

T 8 12 10 12 8 12 8 12 10 12 8 12 8 12 8
A 7 9 7 9 11
B

Full D(no 3rd) P Full P Full P Full P Full P Full

Gliss. Full Full Full Full Full Full Full

T 9 15 12 15 12 14 12 15 12 15 12 15 12 14
A
B

Full P 1/2 C Full Full Full Full P

Full P 1/2 Full Full Full Full P

T 12 15 12 15 15 12 14 14 14 14 14 14 14 12 13
A
B

D(no 3rd) E(no 3rd) S P S P P H S P S P P H S P S P P H S P S P P H

Gliss. Gliss.

T 20 19 20 17 0 17 20 19 20 17 0 17 20 19 20 17 0
A
B

S P S P P H S P S P P H S P S P P H S P S P P H S P P

S P S P P H S P S P P H S P S P P H S P S P P H S P P

T 17 20 19 20 17 0 17 20 19 20 17 0 17 20 19 20 17 0 20 19 20 17 0 17 20 19
A
B

P H S P ^{8va} Gliss. H S P H S P H

D(no 3rd)

P H S P Gliss. H S P H S P H H H H H H

T 17 0 17 20 17 17 19 20 17 19 20 17 17 19 16 17 16 19 17 19 16 17
A
B

loco C(no 3rd) Full P

Gliss. Full P

T 19 21 19 20 21 19 20 22 20 22 19 22 19 20 19 22 22 20 22
A 16 17 19 15 17 14
B

G(no 3rd) C(no 3rd) A(no 3rd) D(no 3rd) C(no 3rd) A(no 3rd) D. al Coda

so un der stand don't

Full P

T 20 19 20 20 19 20 19
A
B

SEA OF MADNESS

Words & Music · Adrian Smith

CODA

So un - der - stand
 don't waste your time — al - ways search - ing for — those wast - ed — years —
 face up — make your stand —
 and re - a - lize — you're liv - ing in — the gold - en — years. —

RIFF I (repeat) *RIFF I (repeat) (First 2 bars only)*

VERSE 3:
 Too much time on my hands, I got you on my mind
 Can't ease this pain, so easily
 When you can't find the words to say it's hard to make it through another day
 And it makes me wanna cry and throw my hands up to the sky.

E(no 3rd)	F(no 3rd)-5	G(no 3rd)	F(no 3rd)	A(no 3rd)	F/A	G/A	G(no 3rd)/F
Bm	D(no 3rd)	B(no 3rd)	Cfm	Cfm7	Aadd9	Bsus4	B

RIFF I

RIFF II

VERSE 1: Out in the street — some-bo - dy's cry - ing — out in the night the fires —
(Verse 2: See black lyric)
VERSE 3: Out in the night —

bum may be to - night some - bo - dy's cry - ing —
 reached the point of no re - turn. Oh!

my eyes they see but I can't be - lieve — Oh!

To Key of A Minor
A(no 3rd)

my heart is hea - vy as I turn my back and leave.

A(no 3rd) F/A G/A E (no 3rd)
 Like the ea - gle and the dove fly so high on wings -
 E(no 3rd) F(no 3rd) G(no 3rd)
 - a - bove when all you see can on - ly bring you sad -
 G(no3rd) G G(no3rd) G G(no3rd) G A F/A G/A
 F (no3rd) F (no3rd) F (no3rd) F (no3rd)
 ness. Like a ri - ver we will flow

E(no 3rd) F(no 3rd)
 on to - wards the sea we go when all you do can on -

G(no 3rd) G(no 3rd)
 - ly bring you sad ness out on the sea of mad -

A(no 3rd)
 ness.

P. P. P. H. 2
 T A B 0 12 12 12 10 12 0 12 12 12 0 12 0 12 12 12 0 12 0 7 7 5 7 5

2 P P Gliss.
 T A B 2 P P Gliss.

2 P P Gliss.
 T A B 0 12 12 12 10 12 0 12 12 12 0 12 0 10 12 10 12 11 10 0

2. G(no 3rd) Bm G(no 3rd) D(no 3rd)
 out on the sea of mad ness.

T A B 2 4 5 2 4 5 4

P H A(no 3rd) B(no 3rd) G(no 3rd)
 P H
 T A B 4 5 4 5 2 4 2 5 2 2 4 5 2

D(no 3rd) A(no 3rd) B (no 3rd)
 Harmonic P Gliss.

T A B 4 5 4 4 5 5 5 7 7 7 7 4 6 7 6 7

G(no 3rd) H P Gliss. D(no 3rd)
 P P P P H P
 T A B 6 7 6 9 7 9 6 7 6 9 7 9 6 7 6 9 6 9 14

8va A(no 3rd) B (no 3rd)
 H H P H H P H P P P P P 1/4 1/4 1/4 1/4

T A B 15 14 15 17 14 15 17 15 14 15 14 16 14 16 14 17 16 10 14 17

HEAVEN CAN WAIT

Words & Music · Steve Harris

D(no3rd) G(no3rd) A(no3rd) B(no3rd) C(no3rd) F(no3rd) Dsus4 D D/C Dsus4/C
 F Fsus4 E(no3rd) C/D Dm C/Bb Csus4/Bb C Dm7

Synth bass note 'A' sustained throughout 8 bars of RIFF 1

RIFF 1

3x

T: G A B A G
A: 5 5 5 7 5
B: 5 5 5 5

T: G A B A G
A: 0 3 0 3 0 3 0 3 0 3
B: 2 2 2 2 2 2 2 2 2 2

T: G A B A G
A: 3 3 3 5 3 6 8 6 9 6 8 10 8 10 8
B: 2 2 2 2 2 5 5 5 5 7 7 7 7 7 7

RIFF (No Chord)

2x

T: G A B A G
A: 7 9 7 3 7 9
B: 7 7 7 7 7 7

T: G A B A G
A: 7 9 7 9 7 9 7 9
B: 7 7 7 7 7 7 7 7

To key of 'D' 2x

T: G A B A G
A: 10 12 10 12 10 12 14 12 14 12
B: 10 10 10 10 12 12 12 12 12

§ D(no 3rd)

Verse 1 — Can't un-der-stand what is happ-'ning to me — this is - n't real this is

Verse 2 (See Block Lyric)

Verse 3 (See Block Lyric)

G(no 3rd) D(no 3rd) G(no 3rd) D(no 3rd) G(no 3rd)

on-ly a dream — but I ne-ver have felt — no I ne-ver have felt — this way —

D(no 3rd) D(no 3rd) D(no 3rd)

— be-fore I'm look-ing down on my bo-dy be-low —

G(no 3rd) D(no 3rd)

I lie a-sleep in the midst of a dream — is it now could it be — the

G(no 3rd) D(no 3rd) G(no 3rd) D(no 3rd) D(no 3rd) A(no 3rd)(no 3rd) Bb

an-gel of death — has come — for me.

Bb(no 3rd)

I can't be-lieve that real-ly my time — has come. I don't feel rea-dy there's

C(no 3rd) F(no 3rd) C(no 3rd)

so much left — un-done and it's my soul and I'm not going to let — it get — a-way.

C(no 3rd) Dsus4 D D/C Dsus4/C D

Hea-ven can wait _____ Hea-ven can wait _____ Hea-ven can

F Fsus4 F G(no 3rd)

wait _____ Hea-ven can wait 'till an-o-ther day. _____ Hea-ven can

D Dsus4 D D/C Dsus4/C D

wait _____ Hea-ven can wait _____ Hea-ven can

F Fsus4 F To Coda ♦ G(no 3rd) 1.

wait _____ Hea-ven can wait till an-o-ther day. _____

Key to E minor

RIFF III (for Riff 3 see end of song)

E(no 3rd)

2. G(no 3rd)

Full Full Full 3 p 3 P Full 3 P 3

Full Full Full Full

15 15 15 15 15 12 15 14 12 14 12 14 14

E (no 3rd)

Gliss. Gliss. 3 3 H P 3 H 3 P Full

Gliss. Gliss. Gliss. H P H P Full

12 14 12 14 16 15 12 14 15 17 15 14 15 14 17 14 15 14 17 17

C(no 3rd)

Gliss. H P H H P

P Gliss. H P H H P

17 15 16 4 5 4 7 4 5 7 4 5 4

H H P H P Gliss. 3 A (no 3rd) Full

H P H P Gliss. Full

7 4 6 7 4 5 4 7 4 5 7 4 5 7 7 9 11 12 12

Release pressure on full bend slowly

H P H P E (no 3rd) Full

H P H P Full

11 12 11 14 11 13 14 11 12 11 14 11 12 14 12 13 15 15

E (no 3rd)

H P H P H P

RIFF III (Repeat)

15 14 15 14 17 14 15 14 17 14 15 14 14 15 17 14 15 14 14

H P H P H P

H P H P

15 17 14 15 14 16 14 15 16 11 12 11 14 11 12 14 11 12 11

H P Gliss. 3 3 H P

H P Gliss. H P

14 11 12 14 11 12 11 11 12 14 14 16 15 17 14 15 17 14 15 14 17 14

C(no 3rd)
Full

3

3

P

Full

P

T
A
B

A(no 3rd)

3

3

H P

H P

Full

Full

T
A
B

E(no 3rd)

3

3

H P

H P

H P

H P

H P

H P

Full

Full

Gliss

T
A
B

Slower tempo $\text{♩} = \text{♩}$

1. E(no 3rd) G(no 3rd) D(no 3rd) G(no 3rd) E(no 3rd) C(no 3rd) D(no 3rd)

Take my hand hand I'll lead you to the pro - mised land.

Take my hand hand I'll

2. E(no 3rd) C(no 3rd) D(no 3rd) A(no 3rd) C(no 3rd)

give you im - mor - ta - li - ty. E - ter - nal the

see the

G(no 3rd) C(no 3rd) 1. A(no 3rd) F(no 3rd) G(no 3rd)

youth I'll take you to the o - ther side. To

truth th:

2. A(no 3rd) F(no 3rd) G(no 3rd) To key of D minor D(no 3rd) C/D

path for you is de - ci - ded.

D(no 3rd) C/D D(no 3rd) D/C D(no 3rd) D/C D(no 3rd) C(no 3rd)

Woh! Woh! Oh! Woh!

4x

Woh! Woh! Oh!

RIFF IV Dm C/D C/Bb Csus4/Bb C/Bb Csus4/Bb

T
A
B

1. 2 & 3. 4x 4. Tempo 1

Woh! Woh! E(no 3rd)

C H P Dm7 C Dm7

H P

T
A
B

RIFF III (repeat) Key to E minor Tempo 1

E(no 3rd)

(1/2 cont.)

3

3

Harmonic

ad lib. Gliss.

T
A
B

Slow upward bend Full (Release 'Full' bend to 'Half' bend)

ad lib. Gliss. up and down C(no 3rd)

Slow upward bend Full

ad lib. Gliss. up and down

T
A
B

C(no 3rd)

T
A
B

A(no 3rd)

T
A
B

E(no 3rd)

T
A
B

RIFF III (repeat)

E(no 3rd)

T
A
B

T
A
B

C(no 3rd)

T
A
B

C(no 3rd)

T
A
B

A(no 3rd)

T
A
B

E(no 3rd)

T
A
B

(No Chord)

T
A
B

Musical notation for guitar (T, A, B strings) and vocal line. Includes fingerings 15, 14, 17, 14, 15, 13 and 15, 14, 17, 14, 15, 17. Dynamic marking 'P'.

Full D.M. at Coda

Musical notation for guitar and vocal line. Includes fingerings 15, 14, 15, 17, 15, 16, 18, 15, 18, 18. Dynamic marking 'P'. Instruction '2. To key of D'.

CODA

Vocal line with lyrics: "wait till an-o-ther day. Hea-ven can wait". Chords: G(no 3rd), D, Dsus4, D, D/C, Dsus4/C, D, F. Includes instruction 'Vocal slide from G to B'.

RIFF II (repeat)

(No Chord)

Guitar riff notation for RIFF II, repeated twice (x2).

RIFF I (repeat)

(No Chord)

Guitar riff notation for RIFF I, repeated twice (x2).

(No Chord)

D(no 3rd)

FINE

Guitar notation for the final section, including the instruction '(In Unison)' and a final chord diagram.

RIFF III
E(no 3rd)

Guitar riff notation for RIFF III, first measure.

Guitar riff notation for RIFF III, second measure.

Guitar riff notation for RIFF III, third measure.

Guitar riff notation for RIFF III, fourth measure.

VERSE 2:

I have a lust for the Earth below
 And Hell itself is my only foc
 'Cause I've no fear of dying
 I'll go when I'm good and ready
 I snatch a glimpse of the lights eternal rays
 I see a tunnel I stand amazed
 At all the people standing there in front of me
 Into the paths of rightness I'll be led
 Is this the place where the living join the dead?
 I wish I knew this was only just a nightmare.

VERSE 3:

My body tingles I feel so strange
 I feel so tired I feel so drained
 And I'm wondering if I'll ever be the same again
 Is this in limbo or Heaven or Hell?
 Maybe I'm going down there as well
 I can't accept that my soul will live forever
 I feel myself floating back down to Earth
 So could this be the hour of my rebirth
 Or have I died or will I wake from dreaming?

THE LONELINESS OF THE LONG DISTANCE RUNNER

Words & Music · Steve Harris

Em C(no3rd) D(no3rd) D Gm Eb(no3rd) F(no3rd) E(no3rd) C(no3rd) F#(no3rd) B(no3rd)
 A(no3rd) C#(no3rd) C#(no3rd) Eb(no3rd) Dm C Am D/F#(no3rd) Eb F

Em C(no3rd) D(no3rd) Em H³ P D(no3rd)

RIFF I

RIFF I (contd.) Em C(no3rd) D(no3rd) Em H³ P D Gliss.

RIFF I (contd.) To G minor Gm Eb(no3rd) F(no3rd) Gm H³ P F(no3rd)

RIFF I (contd.) Gm Eb(no3rd) F(no3rd) 1. Gm H³ P F(no3rd) 2. Gm H³ P F(no3rd)

To D minor

Faster tempo
 D(no3rd) E(no3rd) D(no3rd) F(no3rd) D(no3rd)

Vers 1: Tough of the track with the wind and the rain —
 Verse 2: you run ne - ver stop got to win —
 Verse 3: (See block lyric)

No Chord (Instrumental unison with voice) D(no3rd) E(no3rd) D(no3rd) F(no3rd)

— that's beat - ing down on your back your heart's beat - ing loud
 — got - ta run 'til you drop keep the pace hold the race

No Chord (Instrumental unison with voice) E(no3rd)

and goes — on get - ting loud - er and goes on e - ven more till the sound —
 your mind — is get - ting clear - er you're o - ver half - way there but the miles —

To E minor (no3rd) (no3rd) B(no3rd) E(no3rd) (no3rd) (no3rd) (no3rd) (no3rd) (no3rd) F# G F# B G F#

— is ring - ing in — your head — with ev - 'ry step — you tread —
 they ne - ver seem — to end — as if — you're in — a dream —

A G# F# C# 1. A G# 1. Back to D minor
 (no3rd) (no3rd) (no3rd) (no3rd) F#(no3rd) (no3rd) (no3rd) C#(no3rd) D(no3rd)

— and ev - 'ry breath — you take — de - ter - mi - na - tion makes —
 not get - ting a - ny - where — It seems

2. (3. 8) G#(no3rd) C#(no3rd) D(no3rd) Bb(no3rd)

— so fu - tile. Run — on and — on —

C(no3rd) F(no3rd) **RIFF II (For Riff II, see end of song.)** D(no3rd)

Run — on and — on — the lone - li -

Bb(no3rd) C(no3rd) Dm

To Coda ♦

ness — of the long dis - tance run - ner. —

Dm H³ P

E(no 3rd) Full H C(no 3rd) Gliss. Damped G(no 3rd)

Tablature: 2-3 5 5 3 5 3 5 5 12 14 12 14 12 14 12

D(no 3rd) Full P 1 1/2 C(no 3rd) P 1 1/2 P 1 1/2 P 1 1/2 P 1 1/2 P 1 1/2 P 1 1/2 P 1 1/2 Gliss.

Tablature: 14 14 12 14 12 17 17 15 17 17 15 17 17 15 17 17 15 15 14

Am F(no 3rd) D(no 3rd) Full Full Gliss.

Tablature: 13 15 12 13 15 12 13 12 15 13 15 12 15 15

Am F D(no 3rd) (Trem. bar. ad lib.) F# loco Full

Tablature: 15 13 12 15 13 12 15 13 12 15 13 12 12 14 13

Am Full F(no 3rd) D(no 3rd) P P P P

Tablature: 13 12 10 12 10 12 10 9 12 10 9 10 9 12 10 9 10 9 9 12 12 10 9

Gliss. 3 Gliss. 3 Am 3 1/2 F(no 3rd) P H P Gliss. Gliss.

Tablature: 10 12 10 8 10 12 10 12 10 10 12 12 10 12 10 12 14 12

D(no 3rd)/F# Full Full Full Full Full Full Full D.M. al Coda Gliss.

Tablature: 13 15 12 15 15 13 15 20 20 20 20 20 20 20 20 20 16 17 19 17 19

CODA D(no 3rd) Bb(no 3rd) C(no 3rd)

Run on and on Run on and

RIFF II (repeat) (for Riff II see end on song)

F(no 3rd) D(no 3rd) Bb(no 3rd)

on the lone li ness of the

To E minor RIFF I (repeat)

C(no 3rd) D(no 3rd) Em C(no 3rd)

long dis tance runner.

To G minor To E minor

D(no 3rd) Em D(no 3rd) Em C(no 3rd) D(no 3rd) Em D(no 3rd) Gm

Eb F Gm F Gm Eb F Gm F

Em H C(no 3rd) D(no 3rd) H Em D(no 3rd) H

Tablature: 7 9 7 9 7 8 7 9 7 7 9 7 9 7 7 9

STRANGER IN A STRANGE LAND

Words & Music · Adrian Smith

Em H C(no 3rd) H D(no 3rd) Em D(no 3rd) Em H

C(no 3rd) D(no 3rd) Em D(no 3rd) Em H

1. C(no 3rd) H D(no 3rd) H Em D(no 3rd) H 2. rall. D (no 3rd) D(no 3rd) E(no 3rd)

RIFF II Damped Dm Bb(no 3rd)

C(no 3rd) D(no 3rd)

VERSE 3: Run over stiles across fields
 Turn to look at who's on your heels
 Way ahead of the field
 The line is getting nearer but do
 You want the glory that goes
 You reach the final stretch
 Ideals are just a trace
 You feel like throwing the race
 It's all so futile.

E(no3rd)	C	G/B	D/E	Dsus4/E	Gmaj7/B	G6/B	B(no3rd)	C(no3rd)
D(no3rd)	G(no3rd)	A	D	Em	D/F#	G	B	Dsus4

RIFF I E(no 3rd) G(no 3rd) Em7 G(no 3rd) E(no 3rd)

RIFF II RIFF III Em7 H C G/B C G/B Gliss. Gliss.

E(no 3rd) D/E

Verse 1 Was ma-ny years — a-go — that I left home and came — this way
 Verse 3 (See block lyric)

E(no 3rd) D/E

I was a young man full of hopes — and dreams. — but now it seems — to me — that

all is lost — and no-thing gained — some-times things — ain't

RIFF III (repeat)

Dsus4/E D/E C G/B C Gmaj7/B G6/B

what they seem — no brave new world — no brave new world. —

RIFF IV

E(no 3rd) H H H H H H To Coda ♦
 H H H H H H
 No
 Lost
 T
 A
 B 0 3 5 5 5 7 5 7 0 3 5 5 5 7

RIFF III (repeat)

C G/B C Gmaj7/B E(no 3rd) H
 brave new world — no brave new world —

E(no 3rd) D/E
 Verse 2 Night and day — I scan ho-ri - zon sea and sky — my spi-rit wan - ders end-

E(no 3rd) D/E
 - less - ly — — — — — Un - til the day — will dawn and friends from home dis - cov - er why —

RIFF III (repeat)
 Dsus4/E D/E C Gmaj7/B C Gmaj7/B G6/B
 Hear me - call - ing — res - cue me — Set me free — set me free —

RIFF IV (repeat) RIFF III (repeat)
 E(no 3rd) C Gmaj7/B C Gmaj7/B
 Lost in this place — and leave no trace —

B(no 3rd) C(no 3rd) D(no 3rd) E(no 3rd) G(no 3rd)
 Stran - ger in a strange land — — — — — land of ice —

RIFF I (repeat) RIFF I (repeat)
 E(no 3rd) G(no 3rd) E(no 3rd) G(no 3rd)
 — and snow — — — — — trapped here in this pri - son — — — — — yeah! — — — — — Lost and far —

RIFF I (repeat) D% al Coda ♦ CODA RIFF III (repeat)
 E(no 3rd) C Gmaj7/B C Gmaj7/B
 — from home. — — — — — in this place — — — — — and leave no trace —

— from home. — — — — — in this place — — — — — and leave no trace —

B(no 3rd) C(no 3rd) D(no 3rd) A G/B 5/4 C D
 what be - came of the men that start - ed

Em D/F# G A C D
 All are gone and their souls de - par - ted left me here — in this

Em D/F# B C D E(no 3rd)
 place so all — a - lone — — — — — strang - er in a strange land — — — — —

G(no 3rd) RIFF I (repeat) E(no 3rd) G(no 3rd)
 — — — — — Land of ice — — — — — and snow — — — — — trapped in - side this —

RIFF I (repeat) To Coda ♦ RIFF I (repeat)
 E(no 3rd) G(no 3rd) E(no 3rd)
 — pri - son — — — — — Lost and far — — — — — from home. — — — — —

Em H P D
 H P
 T
 A 16 13 12 13 12 14 12 11 12 14 12 12
 B

C 3 H P D H P P P
 H P 1/2 P P P
 T
 A 12 13 12 12 13 12 13 12 14 12 14 14 12 14 12 14 12 14 12
 B

Em 1 1/2 P D 3 Full
 Full
 T
 A 17 17 17 16 17 14 15 17 15 14 15 14 15 14 15 14
 B 20

— — — — —

— — — — —

— — — — —

— — — — —

g^{ua} C Full J 3 3 D Full

TAB: 20 20 19 20 17 19 20 19 17 15

E(no 3rd) Full P Full P P 1/2

TAB: 15 15 12 12 12 15 12 15 12 14 12 12 15 12 14 14 12 14

g^{ua} loco D(no 3rd) Gliss. C(no 3rd)

TAB: 14 12 14 12 14 12 14 12 15 12 15 12 15 12 10 12 10 12 10 14 12 14

Full (harm.) Full 3 D(no 3rd) Gliss. Gliss.

TAB: 12 14 14 14 12 14 12 14 12 12

E(no 3rd) Full 3 P Full 3 P Full 3 P Full 3 P Full

TAB: 12 15 12 14 15 12 14 15 12 14 15 12 14 15 12 15 12 15 15

D Full Dsus4 D P Dsus4 g^{ua} Full

TAB: 15 12 17 17 17 17 17 15 17 15 17 15 20

g^{ua} C(no 3rd) 3 Full 3 D(no 3rd) Full

TAB: 20 20 19 20 17 19 20 20 19 20 17 19 17 20 19 17 17 20

g^{ua} A G/B D% % al Coda

What be - came of the

TAB: 20 17 19 17 20 20 17 20 17 17 20 20 17 19

CODA RIFF I (repeat) E(no 3rd) E(no 3rd) RIFF I (repeat) E(no 3rd)

from home — strang - er in a strange land

TAB: 17 19 17 20 20 17 20 17 19

G(no 3rd) RIFF I (repeat) E(no 3rd) G(no 3rd)

land of ice — and snow — , trapped in - side this —

TAB: 17 19 17 20 20 17 20 17 19

RIFF I (repeat) E(no 3rd) G(no 3rd) E(no 3rd) Repeat and Fade

— pri - son — Lost and far — from home.

TAB: 17 19 17 20 20 17 20 17 19

VERSE 3:
 One hundred years have gone and men again they came that way
 To find the answer to the mystery
 They found this body lying where it fell on that day
 Preserved in time for all to see
 No brave new world, no brave new world
 Lost in this place and leave no trace.

Musical notation for the first system on page 50, including vocal line and guitar TAB.

Vocal: De - ja vu

Chords: Fm, Eb

TAB: 0 0 10 8 11 8

Musical notation for the second system on page 50, including vocal line and guitar TAB.

Chords: Db, Eb, Fm

TAB: 0 10 11 8 8 11

Musical notation for the third system on page 50, including vocal line and guitar TAB.

Vocal: Feel like I've been here be - fore feel like I've

Chords: Fm, Eb, Fm

TAB: 0 10 11 8 8 11

Musical notation for the fourth system on page 50, including vocal line and guitar TAB.

Vocal: been here be - fore. been here be - fore.

Chords: Eb, Fm

TAB: 15 13 12 13 15 13 15 13 14 16 14 16

Musical notation for the fifth system on page 50, including vocal line and guitar TAB.

Chords: Db, Eb, Fm, Eb, Eb

TAB: 15 13 12 13 15 13 15 13 14 16 14 16

Musical notation for the sixth system on page 50, including vocal line and guitar TAB.

Chords: Db

TAB: 15 13 12 13 15 13 15 13 14 16 14 16

Musical notation for the seventh system on page 50, including vocal line and guitar TAB.

Chords: Fm, Db(no 3rd)

TAB: 16 14 13 15 13 15 13 12 13

Musical notation for the first system on page 51, including vocal line and guitar TAB.

Chords: Eb(no 3rd), F(no 3rd), Eb, F, Ab

TAB: 6 6 6 6 8 10 10 10 10 10 8 10 8 10 10 13

Musical notation for the second system on page 51, including vocal line and guitar TAB.

Chords: Db

TAB: 13 12 13 15 13 12 13 12 13

Musical notation for the third system on page 51, including vocal line and guitar TAB.

Chords: Fm, Fm

TAB: 13 12 13 15 13 12 13 12

Musical notation for the fourth system on page 51, including vocal line and guitar TAB.

Section: CODA RIFF I (repeat)

Chords: Fm, Db(no 3rd), Eb(no 3rd), Fm, Eb

TAB: 8 0 10 11 8 11 8 11 8 11 8 11 8 11

Musical notation for the fifth system on page 51, including vocal line and guitar TAB.

Chords: Eb(no 3rd), Fm, Eb, Db

TAB: 8 0 10 11 8 11 8 11 8 11 8 11 8 11

Musical notation for the sixth system on page 51, including vocal line and guitar TAB.

Chords: Eb, Fm, Eb, Fm

TAB: 8 10 11 8 11 11 10 8 11 10 8 11 10 8 11 10 8

VERSE 2:
 Ever had a conversation
 That you realise you've had before
 Isn't it strange.

Verse 2 (contd.) Have you ever talked to someone
 And you feel you know what's coming next
 It feels pre-arranged.
 'Cause you know that you've heard it before
 And you feel that this moment in time is surreal
 'Cause you know when you feel deja-vu.

ALEXANDER THE GREAT (356-323 B.C.)

Words & Music · Steve Harris

Em D(no3rd) E(no3rd) C(no3rd) B(no3rd) Am
 F(no3rd) A(no3rd) G(no3rd) E(no3rd) D(no3rd) C(no3rd) B(no3rd) Am

"My Son ask for thyself another kingdom,
for that which I leave
is too small for thee." (King Philip of Macedonia 339 B.C.)

Slow

Em

D(no 3rd) H P H H J P

E(no 3rd) Gliss. Gliss.

C(no 3rd) Full 1. E(no 3rd) Gliss. Gliss. Gliss. 2.

Faster tempo

RIFF 1 E(no 3rd) C(no 3rd) E(no 3rd) No Chord B' note only

E(no 3rd) C(no 3rd)

Verse 1: Near to the East in a part of An-cient Greece In an an-cient land called Ma-ce-
Verse 3: (See Block Lyric)

B(no 3rd) (No Chord) E(no 3rd) C(no 3rd)

do - ni - a was born a son to Phi- lip of Ma - ce - don the leg - end his name was Al - ex -

B(no 3rd) (No Chord) E(no 3rd) C(no 3rd)

an - der — Vse. 2: At the age of nine - teen he be - came the Ma - ce - don King and
Vse. 4: (See Block Lyric)

C(no 3rd) B(no 3rd) (No Chord) E(no 3rd)

swore to free all of As - ia Mi - nor — By the Ae - gi - an Sea in three three

C(no 3rd) B(no 3rd) (No Chord) E(no 3rd)

four B. C. he ut - ter - ly beat the ar - mies of Per - sia —

Em 3 D(no 3rd) Am 3 C(no 3rd) D(no 3rd)

Al - ex - an - der the Great his name struck fear in - to hearts of men
(See Block Lyric for Chorus No. 2)

Em 3 D(no 3rd) Am 3 C(no 3rd) D(no 3rd)

Al - ex - an - der the Great be - came a le - gend 'mongst mor - tal men.

1. E(no 3rd) P C(no 3rd) B(no 3rd)

To Key of 'A' minor

Am H p F(no 3rd) E(no 3rd)

T 2 2 0 1 0 3 1 0 1 0 2

A/B 3 3 0 2 0 3 0 2

Am H p F(no 3rd) E(no 3rd) King

T 2 2 0 1 0 3 1 0 1 0 2

A/B 3 3 0 2 0 3 0 2

To Key of 'B' major 2. B(no 3rd)

T

A/B 2 2 2 2 2 2 2 2

B(no 3rd)

T

A/B 0 9 11 9 11 9 11 9 11 9 8 9 11 8

T

A/B 9 11 9 11 9 11 9 11 9 8 9 11 8

To Key of 'A' A(no 3rd)

T

A/B 7 9 7 9 7 9 7 9 7 6 7 9 6 7 7

T

A/B 9 7 9 7 9 7 9 7 9 7 6 7 9 6 9 11

To Key of 'B' B(no 3rd)

T

A/B 9 11 9 11 9 11 9 11 9 11 9 8 9 8 11 9

B(no 3rd)

T

A/B 9 11 9 11 9 11 9 10 9 11 9 11 9 8 9 11

To Key of C# C#(no 3rd)

T

A/B 13 13 13 11 10 11 10 9 11 13 11 10 11 10 11

To Key of E E(no 3rd) Gliss.

T

A/B 11 13 13 11 10 11 10 13 14 15 13 15 17 15 13

T

A/B 15 13 15 17 15 13 15 10 8 6 9 10 8 0 12 10 0 14 12 0

To Key of E minor (E no 3rd) (No Chord) E (no 3rd) (No Chord) E (no 3rd) (No Chord)

7 9 8 7 9 8 10 8 10 9 6 7 7 9 8 10

A (no 3rd) (Damped) C (no 3rd) D (no 3rd) To Key of Am

8 10 12 10 8 10 8 10 8 10 8 10 8 10 8 10

A (no 3rd) C (no 3rd)

5 7 5 4 7 9 10 9 7 8 8 8 10 10

G (no 3rd) Bb (no 3rd) 1, 2, 3, F (no 3rd)

10 9 12 10 9 12 10 8 10 10 8 10 8 8 8 10 8

F (no 3rd) Am

8 7 5 7 5 8

C (no 3rd) Harm.

5 8 5 7 5 8 5 8 5 8 7 5 7 5 5 7

G (no 3rd) Ad lib. Gliss. up and Down

5 0 4 0 5 0 5 0 4 0 5 0 5 0 4 0 5 0 5 0 4 0 5 0 4 0 5

Bb (no 3rd) F (no 3rd) A (no 3rd)

6 9 10 8 8 10 8 10 8 8 8 6 6 8 6 8 6 12 12 10 12 13 12 10

C (no 3rd)

8 12 13 12 13 12 10 12 10 12 10 12 12 9 12 10 10 12 10 12

G (no 3rd) Bb (no 3rd)

9 10 12 10 12 8 10 7 8 7 6 10 7 7 6 8 10 8 10 12 10

F (no 3rd) A (no 3rd)

0 8 6 6 8 6 8 6 12 13 12 13 12 13 12 13 10 13 10 13 10 13 10 13

SHERIFF OF HUDDERSFIELD

Words & Music · Steve Harris, Bruce Dickinson, Adrian Smith, Dave Murray & Nicko McBrain

Slower tempo
 ♩ E (no 3rd) D (no 3rd) E (no 3rd) D (no 3rd)
 ♩ E E E E

Verse 5: A phry-gian King had bound a char-iot yoke And Al-ex-an-der cut the "Gor-dion knot"
Verse 6: He-lon-is-m he sped far and wide the ma-ce-do-ni-on learn-ed mind
Verse 7: (See Block Lyric) C D (no 3rd)(no 3rd)

D (no 3rd) *To Coda* B (no 3rd)
 ♩ E G D E G D
 (no 3rd)(no 3rd)(no 3rd) (no 3rd)(no 3rd)(no 3rd)

And le-gend said that who un-tied the knot he would be-come the mas-ter of As-ia.
 their cul-ture was a west-ern way of life he paved the way for Chris-ti-an-i-ty.
 D. al Coda CODA B C D (no 3rd)(no 3rd)
 ♩ E G D E G D
 (no 3rd)(no 3rd)(no 3rd) (no 3rd)(no 3rd)(no 3rd)
 March-ing on march-ing on. Tired of the com-bat pain and the glo-ry.

Em D
 ♩ Am C D
 1. Al-ex-an-der the Great his name struck fear in-to hearts of men.
 2. Am C D E (no 3rd) C (no 3rd) E (no 3rd) B
 RIFF 1 (repeat) Ad lib vocal slide down

died of fe-ver in Ba-by-lon
 E (no 3rd) C (no 3rd)
 ♩ T A B
 9 9 11 12 12 11 12 / 9 12 9 11 12 12 11 12

rall. (No Chord) F# note only G note only F# note only Em
 E (no 3rd) B (no 3rd)
 ♩ T A B
 9 9 12 10 9 9 12 10 9 10 9 7 0

CHORUS 2: Alexander the Great
 His name struck fear into hearts of men
 Alexander the Great
 Became a God amongst mortal men.
VERSE 3: King Darius the third
 Defeated Hed Persia
 The Scythians fell by the river Jaxartes
 Then Egypt fell to the Macedon King as well
 And he founded the city called Alexandria.
VERSE 4: By the Tigris river
 He met King Darius again
 And crushed him again in the battle of Arbela
 Entering Babylon and Susa, treasures he found
 Took Persepolis the capital of Persia.
VERSE 7: The battle weary marching side by side
 Alexander's army line by line
 They wouldn't follow him to India
 Tired of the combat, pain and the glory.

A (no 3rd) G (no 3rd) D (no 3rd) Asus4 Em D C/D G/D C (no 3rd)

A (no 3rd) G (no 3rd) D (no 3rd) A (no 3rd) Asus4 A (no 3rd)
 ♩ T A B
 2 2 2 3 5 2 0 0 3 3

A (no 3rd) Asus4 A (no 3rd) G (no 3rd)
 ♩ T A B
 2 2 2 3 5 2 0 0 3 3

A (no 3rd) G (no 3rd)
 ♩ Life in the ci-ty liv-ing in L-A's a long way from Hud-ders-field Town the

A (no 3rd) G (no 3rd) Em A (no 3rd) Em
 ♩ back of the rain-bow's a long way from hea-ven but that's where he gets his pork

A (no 3rd) Em A (no 3rd) Em
 ♩ pic. Li-mo's and la-dies they're dri-ving him cra-zy rug-by and crick-et's un-

A (no 3rd) Em A (no 3rd) Em
 ♩ known base-ball and foot-ball are mak-ing him la-zy your fan club says Rod-ney come

A(no 3rd) D C/D G/D D

home the Sher-iff of Hud-ders-field locked in his cas-tle looked
down on the Hol-ly-wood Hills The Sher-iff of Hud-ders-field

G/D D C/D To Coda G/D

locked in his cas-tle you're our own Hot Rod on wheels.

1. E(no 3rd) 2. E(no 3rd)

A (Spoken) Hello let me introduce myself

A(no 3rd) G(no 3rd) D(no 3rd)

my name's Rodney I'm immensely strong when I were a lad I could lift up

A(no 3rd) G(no 3rd) D(no 3rd)

five navvies on the end of a shovel. The reason I never took up martial arts is because I was immensely fearsome

A(no 3rd) G(no 3rd) D(no 3rd)

and I'd probably kill everybody that I came into contact with. I was phenomenally strong.

D(no 3rd)

Pride and Ego my lads, pride and Ego is what makes the world rotate. and

No Chord

Gtra. Gliss. 3 3 3 D

(Spoken) Everybody knows that the centre of the Universe is Huddersfield.

Gliss.

T									
A									
B	5	7	5	7	5	4	7	4	7

D(no 3rd) D (no 3rd) C (no 3rd) G (no 3rd) D. al Coda

That's why I don't live there anymore I live in Los Angeles It's Great!....I think.

CODA D (no 3rd) G (no 3rd) D C/D G/D D

wheels. The Sheriff of Hud-ders-field locked in his cast-le looked
Sheriff of Hud-ders-field locked in his cast-le

1. C/D G/D C 2. D C/D

down on the Hol-ly-wood Hills. The you're our own Hot Rod on

G/D C(no 3rd) D(no 3rd)

wheels. (Spoken) The sun shines all night!

T									
A									
B						7	7		

VERSE 2:
A good game of arrows a few dozen barrels
The Nautilus rusts in the yard
For Yorkshire he's yearning but because he's earning
He'll always live in L.A.
A custom made wallet that stays in his pocket
And never comes out to pay bills
He's winning at poker and playing the Joker
And always cheats when he deals.

VERSE 3:
Rufus the Red has a crane by his bed
To wrench himself up in the morn'
But if you dare to tread at the foot of his bed
You'll wish you'd never been born
A bear with a sore head we don't mean your forehead
He slumbers for most of the day
Wide eyed and legless baked beans for breakfast
Your problem Rodney is L.A.