

for nine piccolos

Nikolaos - Leonidas Psimikakis - Chalkidiki

Seating arrangement: 9 stands, in a circle, one page per stand

each player plays the page in front of them for about 30". Then, all the players stop, and move one stand to the right, and then perform the next page.

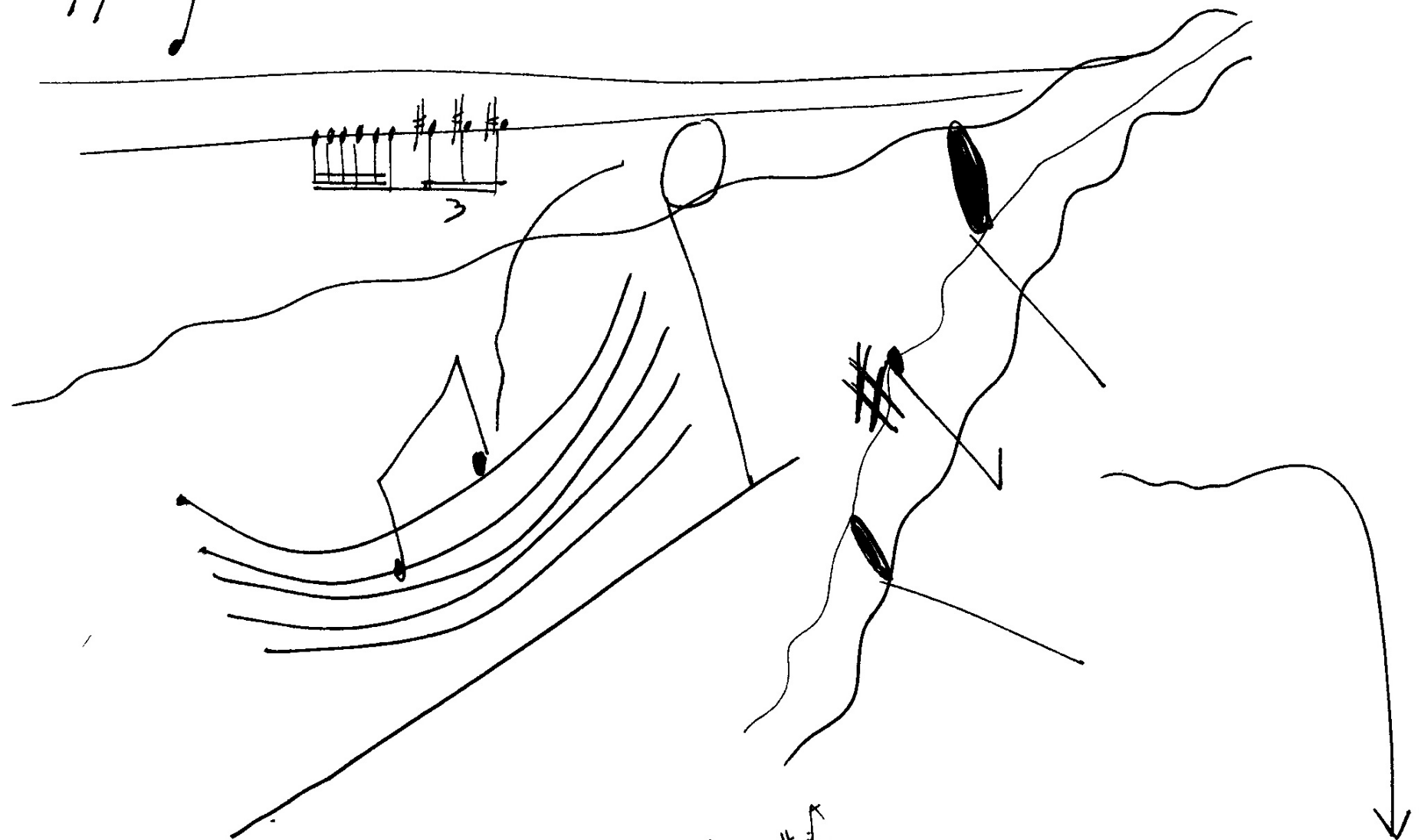
the performance ends when all players have played all 9 pages (~5-6')

- the graphic pages are to be interpreted individually by each performer.
- the page with the arrows and the fragments is like a maze: start anywhere, and hold the last note of that fragment until you find out where you're going next.
- whoever is playing page 7 at any point, must ~~be~~ stand out from the rest of the ensemble (i.e. be louder)

imitate the person on your
right, but exaggerate!

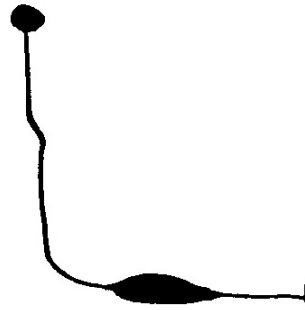
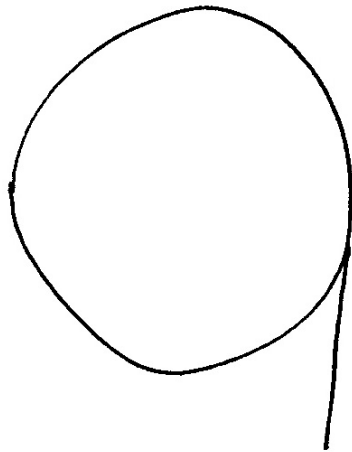


ppp



f =





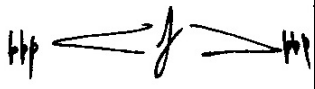
choose a note from the first chord and play it for as long as you can.
if you run out of breath, choose another note from the second chord.




play 7 low notes
vary softly
and quickly

play 4 mouthpiece
noises
p, ff, pp, mf


trill between two high
notes:



play a chromatic
gliss quickly, in
the higher register



play a trill between two
low notes



play a long, soft note, and vary
it microtonally

each box has a duration of about 2". H, M and L signify High, Medium and Low register. The numbers in the boxes indicate how many notes must be played at that register within the 2".

H	7						1	9					9			
M						1										10
L			4	5	1				3	1		1		1		

play a famous passage for the flute or piccolo, very slowly and very high.

