

P. TAFFANEL et Ph. GAUBERT

17

Grands Exercices Journaliers de Mécanisme

pour

FLÛTE

17

BIG DAILY

FINGER EXERCISES

for the Flute

17

GROSSE TÄGLICHE

MECHANIK-ÜBUNGEN

für Flöete

17

GRANDES EJERCICIOS DIARIOS DE MECANISMO

para Flauta

170のメカニクス日課大練習

ALPHONSE LEDUC

Éditions Musicales — 175, Rue Saint-Honoré, Paris

2760521

2 E. J. 1 mayor

A travailler successivement avec chacune des dix articulations suivantes:

To be practised with each of the following ten articulations:

Nacheinander mit den folgenden zehn verschiedenen Artikulationen zu üben:

Trabájese sucesivamente con cada una de las diez siguientes articulaciones:

次の10のアーティキュレーションで順々に練習しなさい。

Musical notation for exercise 2, showing ten numbered articulation points (1-10) on a single staff. The notes are: 1 (quarter), 2 (quarter), 3 (quarter), 4 (quarter), 5 (quarter), 6 (quarter), 7 (quarter), 8 (quarter), 9 (quarter), 10 (quarter).

♩ = 138 Reprise à l'octave — オクターヴ上で繰り返し返す。

Ten staves of musical notation, each showing the exercise repeated with a different articulation mark. The first staff has a repeat sign and a first ending bracket. The remaining nine staves show the exercise with various articulation marks (accents, slurs, etc.) applied to the notes.

2va

A musical score consisting of eight staves of music. Each staff begins with a treble clef and a key signature of one sharp (F#). The music is written in a rhythmic pattern of eighth and sixteenth notes, with some rests. The notation includes various accidentals such as flats and naturals. The score is organized into four systems, each containing two staves. The first system starts with a treble clef and a sharp sign. The second system starts with a treble clef and a flat sign. The third system starts with a treble clef and a flat sign. The fourth system starts with a treble clef and a sharp sign. The music appears to be a single melodic line, possibly for a violin or flute, given the '2va' marking.

AL 17204

The image displays eight staves of musical notation, each containing a sequence of notes and rests. The notes are primarily eighth and sixteenth notes, often beamed together. The staves are arranged vertically, with the first staff at the top and the eighth at the bottom. The notation includes various accidentals (sharps, flats, and naturals) and rests. The first staff begins with a treble clef and a key signature of two sharps (F# and C#). The second staff begins with a treble clef and a key signature of one flat (Bb). The third staff begins with a treble clef and a key signature of one flat (Bb). The fourth staff begins with a treble clef and a key signature of two sharps (F# and C#). The fifth staff begins with a treble clef and a key signature of two sharps (F# and C#). The sixth staff begins with a treble clef and a key signature of one flat (Bb). The seventh staff begins with a treble clef and a key signature of one flat (Bb). The eighth staff begins with a treble clef and a key signature of one flat (Bb). The notation is consistent across all staves, with similar rhythmic patterns and note values.

A.L. 17.204

The image displays eight staves of musical notation, each starting with a treble clef and a key signature of one flat (B-flat). The notation is primarily composed of eighth notes and rests, with some notes beamed together. A dotted line is drawn under the first six staves, and another dotted line is under the last two staves. The first staff has an '8' below it, and the second staff has an '8' and an 'X' above it. The eighth staff has an '8' below it. The music appears to be a rhythmic exercise or a short piece of music.

E. J. 2 Menor

A travailler successivement avec chacune des dix articulations suivantes:

To be practised with each of the following ten articulations:

Nacheinander mit den folgenden zehn verschiedenen Artikulationen zu üben:

Trabajese sucesivamente con cada una de las diez siguientes articulaciones:

次の10のアーティキュレーションで順々に練習しなさい。

A single staff of music containing ten numbered examples of articulation techniques. Each example shows a sequence of notes with different slurs and accents to illustrate various articulation styles.

Reprise à l'octave — オクターヴ上で繰り返す。

Seven staves of musical notation, each showing the exercise from the first staff repeated at the octave level. The notes are shifted up or down by an octave, and the key signature changes accordingly (from one flat to two flats, and then to one sharp).

8va

A musical score for an 8va instrument, consisting of eight staves of music. The notation is written in treble clef with a key signature of one sharp (F#). The music is organized into two systems of four staves each. A large bracket on the left side of the page groups all eight staves together. The notation includes various rhythmic values, including eighth and sixteenth notes, and rests. The music appears to be a melodic line with some harmonic accompaniment.

AL. 17204

This image displays eight staves of musical notation, arranged vertically. Each staff begins with a treble clef. The notation consists of various notes, including quarter notes, eighth notes, and sixteenth notes, often beamed together. Accidentals such as flats (b) and sharps (#) are used throughout. The staves are separated by vertical bar lines, and there are occasional rests. The overall style is that of a traditional musical score.

AL. 17.204

max
- 1 = 160

E. J. 4

A travailler successivement avec chacune des articulations suivantes:

To be practised with each of the following articulations.

Nacheinander mit folgenden Artikulationen zu üben:

Trabájase sucesivamente con cada una de las siguientes articulationes:

次のアーティキュレーションで順々に練習しなさい。

The musical score consists of eight staves of music, each with a different articulation marking above it:

- Staff 1: Marked with '1' and '2' above the notes.
- Staff 2: Marked with '3' above the notes.
- Staff 3: Marked with '4' above the notes.
- Staff 4: Marked with '5' above the notes.
- Staff 5: Marked with '6' above the notes.
- Staff 6: Marked with '7' above the notes.
- Staff 7: Marked with '8' above the notes.
- Staff 8: Marked with 'C' above the notes.

Additional markings and text include:

- Staff 9: Marked with 'RELATIF MINEUR - RELATIVE MINOR - ZUGERÖRIGE MOLLTONART' and 'RELATIVO MENOR' and '関係短調'.
- Staff 10: Marked with 'F 3' above the notes.

4 MINEUR - MINOR - MOLL - MINOR 短 調

MINEUR - MINOR - MOLL - MINOR - 短 調

5 Bes

The musical score consists of ten staves of handwritten notation in 4/4 time. The key signature is one flat (B-flat). The notation includes various rhythmic values such as eighth and sixteenth notes, rests, and dynamic markings like 'p' and 'f'. The piece is identified as 'MINEUR - MINOR - MOLL - MINOR 短 調'.

A.L. 17.204

The image shows a page of musical notation with ten staves. The notation is written in a single system, with each staff containing a line of music. The first staff begins with a treble clef and a key signature of one flat (B-flat). The music consists of eighth and sixteenth notes, often beamed together. A dynamic marking 'sf' (sforzando) is present on the first staff. The second staff has a '1' written below it. The third staff has a '2' written below it. The fourth staff has a '3' written below it. The fifth staff has a '4' written below it. The sixth staff has a '5' written below it. The seventh staff has a '6' written below it. The eighth staff has a '7' written below it. The ninth staff has an '8' written below it. The tenth staff has a '9' written below it. The notation includes various note values, rests, and accidentals. The overall style is that of a classical or romantic era musical score.

MINOR - MOLL - MENOR - 短
MINOR - C

As

④
 MINEUR - MINOR - MOLL - MENOR - 短 調

MINEUR - MINOR MOLL - MENOR - 短 調

Des

Des

A.L. 17.204

ges

Musical staff 1: Treble clef, key signature of three flats (B-flat, E-flat, A-flat), starting with a first measure rest. The staff contains a sequence of eighth and sixteenth notes.

Musical staff 2: Treble clef, key signature of three flats. Continuation of the melodic line from the first staff.

Musical staff 3: Treble clef, key signature of three flats. Continuation of the melodic line. Above the staff, the text "2. MINEUR - MINOR - MOLL - MENOR - 短調" is written.

Musical staff 4: Treble clef, key signature of three flats. Continuation of the melodic line.

Musical staff 5: Treble clef, key signature of three flats. Continuation of the melodic line.

Musical staff 6: Treble clef, key signature of three flats. Continuation of the melodic line. A large letter "B" is written above the staff.

Musical staff 7: Treble clef, key signature of three flats. Continuation of the melodic line.

Musical staff 8: Treble clef, key signature of three flats. Continuation of the melodic line.

96

MINUR - MINOR - MOLL - MENOR - 短 調

The musical score consists of ten staves of music, all in treble clef and a key signature of three sharps (F#, C#, G#). The notation includes eighth and sixteenth notes, rests, and slurs. There are several dynamic markings: 'f' (forte) appears on the 5th and 6th staves, and 'A' (piano) appears on the 8th staff. The piece concludes with a double bar line on the 10th staff.

MINUR - MINOR - MOLL - MENOR - 短 調

A musical score consisting of ten staves of music. The first staff is marked with a large 'A' and contains a melodic line in a key with two sharps (F# and C#). The second staff contains a more complex, rhythmic melodic line. The third staff is labeled 'MINEUR - MINOR - MOLL - MENOR - 短調' and features a melodic line with a key signature of one flat (Bb). The fourth staff continues the melodic line. The fifth staff is marked with a '3' and 'D', indicating a triple meter and a specific mode. The sixth staff continues the melodic line. The seventh staff continues the melodic line. The eighth staff is labeled 'MOLL - MENOR - 短調' and features a melodic line with a key signature of one flat (Bb). The ninth staff continues the melodic line. The tenth staff is labeled 'MINEUR - MINOR - 短調' and features a melodic line with a key signature of one flat (Bb).

MINÉUR - MINOR - MOLL - MENOR - 短調

A.L. 17.204

E. J. 5 - GAMES CHROMATIQUES - Chromatic scales - Chromatische Tonleitern - Escalas cromaticas.

半音階

Travailler successivement avec chacune des articulations suivantes:

To be practised with each of the following articulations:

Nacheinander mit folgenden Artikulationen zu üben:

Trabájese sucesivamente con cada una de las siguientes articulaciones:

次のアーティキュレーションで順々に練習しなさい。

The image shows a musical score for flute, consisting of seven systems labeled F through L. Each system contains a single melodic line with various accidentals and slurs. The systems are arranged vertically on the page. The notes are written in a standard musical notation with a treble clef and a key signature of one flat (B-flat). The systems are labeled F, G, H, I, J, K, and L. Each system contains a single melodic line with various accidentals and slurs. The notes are written in a standard musical notation with a treble clef and a key signature of one flat (B-flat). The systems are arranged vertically on the page.

N.B. — La Méthode contient tout ce qui concerne les Gammes. Toutefois, les élèves qui voudront avoir sous la main un recueil spécial pour ce travail journalier se procureront utilement l'ouvrage de GARIBOLDI: "ÉTUDE COMPLÈTE DES GAMMES POUR FLÛTE"

E. J. 8

A travailler successivement avec cha-

To be practised with each of the follow-
ing articulations.

Nacheinander mit folgenden Arti-
kulationen zu üben:

Trabajese sucesivamente con cada una de
las siguientes articulaciones:

次のアーティキュレーションで順々に練習しなさい。

A musical staff showing ten rhythmic patterns, numbered 1 through 10. Each pattern consists of a series of vertical stems with flags, representing articulations. The patterns are arranged in a sequence from left to right.

Musical staff labeled 'A' with a circled letter 'A' at the beginning. It contains a melodic line with eighth notes and rests, starting on a treble clef.

Musical staff labeled 'B' with a circled letter 'B' at the beginning. It contains a melodic line with eighth notes and rests, starting on a treble clef.

Musical staff labeled 'C' with a circled letter 'C' at the beginning. It contains a melodic line with eighth notes and rests, starting on a treble clef.

Musical staff labeled 'D' with a circled letter 'D' at the beginning. It contains a melodic line with eighth notes and rests, starting on a treble clef.

Musical staff with a circled letter 'C' at the beginning. It contains a melodic line with eighth notes and rests, starting on a treble clef.

Musical staff with a circled letter 'D' at the beginning. It contains a melodic line with eighth notes and rests, starting on a treble clef.

Musical staff with a circled letter 'D' at the beginning. It contains a melodic line with eighth notes and rests, starting on a treble clef.

Exemple - Example - Beispiel - Ejemplos - 例

Travailler les Exercices ci-dessus en y ajoutant successivement les alterations (1.2.3.4.5.6.) qui terminent respectivement chacun d'eux.
 Practise each of the exercises above making the alterations (1.2.3.4.5.6.) which are written at the end of each exercise.
 Obige Übungen sind nacheinander mit den jeweils angefügten Alterationen (1.2.3.4.5.6.) zu spielen.
 Trabájense los sobrescritos Ejercicios, agregándoles sucesivamente las alteraciones (1.2.3.4.5.6.) que terminan respectivamente cada uno de ellos.

上記の練習課題を、それぞれの課題の終りに記された変位記号 (1.2.3.4.5.6.) を順々に加えながら練習しなさい。

F. J. 9 - ARPÈGES - Arpeggios - Gebrochene Akkorde - Arpeggios - 分散和音

Arveiller successivement avec cha-

To be practised with each of the follow-

Nacheinander mit folgenden Artiku-

Trabéiese sucesivamente con cada una

une des articulations suivantes: 次のアーティキュレーションで順々に練習しなさい。

1 2 3 4 5 6 7 8 9 10

A

1 2 3 4 5

B

1 2 3 4 5

C

1 2 3 4 5

D

1 2 3 4 5

Exemple *Ejemplo*
Practise each of the exercises above making the alterations (1.2.3.4.5.6.) which are written at the end of each exercise.
Die Übungen sind nacheinander mit den angefügten Alterationen (1.2.3.4.5.6.) zu spielen.
Trabájense los sobreescritos Ejercicios agregándoseles sucesivamente las alteraciones (1.2.3.4.5.6.) que terminan respectivamente cada uno de ellos.

Travailler les Exercices ci-dessus en y ajoutant successivement les alterations (1.2.3.4.5.6.) qui terminent respectivement chacun d'eux.
 上記の練習課題を、それぞれの課題の終りに記された変位記号 (1.2.3.4.5.6.) を順々に加えながら練習しなさい。

E. J. 10

A travailler successivement avec cha-

To be practised with each of the follow-

Nacheinander mit folgenden Arti-

Trabájese sucesivamente con cada una

une des articulations suivantes: ing articulations: kulationen zu üben: de las siguientes articulaciones: 次のアーティキュレーションで順々に練習しなさい。

10 numbered rhythmic patterns for articulation practice, numbered 1 to 10. Each pattern consists of a sequence of notes on a staff, with some patterns including slurs or specific articulation marks.

A large musical exercise consisting of multiple staves of music. The music is written in treble clef and includes various articulation marks such as slurs, accents, and dynamic markings. Handwritten annotations in blue ink are present throughout the piece, including the word "overw" and numerical values like "3", "6", "9", and "12". The exercise is designed to be practiced with each of the ten articulation patterns shown above.

overw

Andante

dim.

This page contains eight staves of musical notation, likely for guitar. Each staff begins with a treble clef and a key signature of one sharp (F#). The notation includes a variety of chords, such as triads and dyads, and melodic lines. The music is organized into measures, with some measures containing multiple notes. The notation is dense and covers the entire page.

This page of musical notation consists of eight staves of music, likely for guitar. Each staff begins with a treble clef. The key signature varies across the staves, including one flat (B-flat), one sharp (F-sharp), and two flats (B-flat and E-flat). The music features a mix of chords and melodic lines. Notable markings include a 'p' (piano) dynamic marking on the seventh staff, an 'f' (forte) dynamic marking on the eighth staff, and a '3' indicating a triplet on the sixth staff. There are also several 'X' marks placed above or below notes on various staves, possibly indicating specific techniques or corrections. The notation is dense and appears to be a complex piece of music.

E. J. M. - ARPEGGES BRISÉS - Broken arpeggios - Gebrochene Arpeggien - Arpeggios rotos - 分散和音

A travailler successivement avec cha- | To be practised with each of the follow- | Nacheinander mit folgenden Arti- | Trábiqese sucesivamente con cada una
 cune des articulations suivantes: | ing articulations: | klationen zu üben: | de las siguientes articulaciones:

次のアーティキュレーションで順々に練習しなさい。

Handwritten notes at the bottom of the page, including 'Wärm', 'Überm.', and other musical markings.

Handwritten musical score on page 39, featuring ten staves of music. The notation includes treble clefs, various note values, and accidentals (sharps, flats, double flats). The music is written in a style characteristic of early 20th-century manuscript notation.

Handwritten annotations above the staves include:

- Staff 1: *3 gr*
- Staff 2: *3 vl*
- Staff 3: *3 vcm*
- Staff 4: *4 vl*
- Staff 5: *- vcm*
- Staff 6: *3 gr*
- Staff 7: *3 vl*
- Staff 8: *3 vcm*

Handwritten annotations to the right of the staves include:

- Staff 1: *over gr.*
- Staff 2: *6 gr*
- Staff 3: *6 vcm*
- Staff 4: *9 vl*
- Staff 5: *4 vl*
- Staff 6: *6 vcm*
- Staff 7: *9 vl*
- Staff 8: *6 vcm*

4/4

gr. q.

6/8

blm

3/4

ovm

6/8

gr. q.

3/4

blm

6/8

gr. q.

3/4

blm

6/8

ovm

6/8

3/4

6/8

3/4

—

6/8

3/4

6/8

Handwritten musical score on page 41, featuring eight systems of music. Each system consists of a single staff with a treble clef and a key signature of one sharp (F#). The notation includes various rhythmic values and accidentals, with handwritten annotations above and below the staves.

- System 1:** Annotated with "6/8", "3/4", and "6/8".
- System 2:** Annotated with "6/8", "3/4", and "6/8".
- System 3:** Annotated with "6/8", "3/4", and "6/8".
- System 4:** Annotated with "6/8", "3/4", and "6/8".
- System 5:** Annotated with "6/8", "3/4", and "6/8".
- System 6:** Annotated with "6/8", "3/4", and "6/8".
- System 7:** Annotated with "6/8", "3/4", and "6/8".
- System 8:** Annotated with "6/8", "3/4", and "6/8".

The notation includes notes, rests, and accidentals (sharps and flats). The handwriting is in ink on aged paper.

This musical score is for guitar, consisting of seven systems of staves. Each system includes a standard musical staff with a treble clef and a corresponding guitar tablature staff. The music is written in a key with one sharp (F#) and a time signature of 8/8. The notation includes various note values, accidentals (sharps and flats), and dynamic markings such as *mf* and *f*. The tablature uses numbers 1-6 to indicate fret positions and includes symbols for bends and slurs. A handwritten number '7' is located above the first system, and a handwritten number '8' is located above the second system. The piece concludes with a final double bar line and a repeat sign.

A.L. 17.204

A musical score consisting of eight staves, each with a treble clef. The notation includes various notes, rests, and accidentals. The first staff has a sharp sign (#) above the first measure. The second staff has a flat sign (b) above the first measure. The third staff has a flat sign (b) above the first measure. The fourth staff has a sharp sign (#) above the first measure. The fifth staff has a sharp sign (#) above the first measure. The sixth staff has a flat sign (b) above the first measure. The seventh staff has a flat sign (b) above the first measure. The eighth staff has a flat sign (b) above the first measure. The notation is dense and appears to be a complex piece of music.

9

This musical score is written for guitar on a single treble clef staff. It consists of ten measures, with measure numbers 1 and 10 explicitly labeled. The music is characterized by a series of slanted lines, likely representing a tremolo or a specific playing technique. The notes are primarily eighth and sixteenth notes, often beamed together. The key signature is one flat (B-flat), and the time signature is 4/4. The notation includes various accidentals (sharps and flats) and dynamic markings such as accents and slurs. The overall texture is rhythmic and melodic, typical of a guitar exercise or a short piece.

12

E. J. 12 - ARPÈGES - Arpeggios - Arpeggien - Arpeggios - 分散和音

Travailler successivement avec | To be practised with each of the | Nacheinander mit folgenden Arti- | Trabjese successivamente con cada
 chacune des articulations suivantes: | following articulations: | kulationen zu üben: | una de las siguientes articulaciones:

次のアーティキュレーションで順々に練習しなさい。

1 2 3 4 5 6 7 8

Ad libitum f

Ad libitum f

Ad libitum f

Ad libitum f

Ad libitum f

Ad libitum f

Ad libitum f

Ad libitum f

3] *dom* *al.*

4] *dom* *half verum* *al.*

5] *dom* *h. verum* *al.*

6] *dom* *h. verum* *al.*

halt ven

ven

7] dem

W

h. ven

ven

8] dem

W

h. ven

ven

9] dem

W

h. vern

10]
 don

h. vern

11]
 don

h. vern

12]
 don

vern

E. J. 13 - ARPEGGES BRISÉS - Broken arpeggios - Gebrochene Arpeggien - Arpeggios rotos - 分散和音

A travailler successivement avec chacune des articulations suivantes:	Take practised with each of the following articulations:	Nacheinander mit folgenden Arti- kulationen zu üben:	Trabájese sucesivamente con cada una de las siguientes articulaciones:
--	---	---	---

次のアーティキュレーションで順々に練習しなさい。

dim. f

dim. f

dim. f

dim. f

Handwritten musical score consisting of seven staves of music. Each staff begins with a treble clef and a key signature of one sharp (F#). The music is written in a rhythmic style with many beamed notes. The lyrics are written in cursive below the notes. The lyrics are:
1. *verm f* *denit*
2. *whien f* *had verm f*
3. *verm f* *am f*
4. *whien f* *had verm f*
5. *verm f* *down f*
6. *whien f* *had verm f*
7. *verm f* *down*

This image displays seven staves of musical notation, likely for guitar, arranged vertically. Each staff begins with a treble clef and a key signature of one sharp (F#). The notation is highly complex, featuring a variety of rhythmic values including eighth, sixteenth, and thirty-second notes, as well as rests. Numerous accidentals, including flats (b) and naturals (♮), are used throughout the piece. The music is characterized by intricate patterns and frequent changes in rhythm, suggesting a technically demanding piece. The staves are connected by a series of diagonal lines, indicating a continuous melodic or harmonic line across the system.

A handwritten musical score consisting of ten staves. The notation includes treble clefs, various note values (quarter, eighth, and sixteenth notes), rests, and accidentals (sharps, flats, and naturals). The music is written in a fluid, cursive style. The first staff begins with a treble clef and a key signature of one sharp (F#). The second staff has a treble clef and a key signature of one flat (Bb). The third staff has a treble clef and a key signature of one flat (Bb). The fourth staff has a treble clef and a key signature of one sharp (F#). The fifth staff has a treble clef and a key signature of one flat (Bb). The sixth staff has a treble clef and a key signature of one flat (Bb). The seventh staff has a treble clef and a key signature of one flat (Bb). The eighth staff has a treble clef and a key signature of one flat (Bb). The ninth staff has a treble clef and a key signature of one flat (Bb). The tenth staff has a treble clef and a key signature of one flat (Bb). There are some handwritten annotations, including the word "when" written vertically on the sixth staff and "when" written vertically on the eighth staff. The music appears to be a single melodic line.

E. J. 14

A travailler successivement avec | To be practised with each of the | Nacheinander mit folgenden Arti- | Trabéjese sucesivamente con cada u-
 chacune des articulations suivantes: | following articulations: | kulationen zu üben: | na de las siguientes articulaciones:

次のアーティキュレーションで順々に練習しなさい。

1
2
3
4
5
6
7
8

dom 1. guard

A

tehnica - dom 1

B

hwint sext don't

① C

seconde acc don't

② D

hwint sext don't

E

Handwritten musical score with six systems, each featuring a treble clef, a key signature of one sharp (F#), and a 12/8 time signature. The systems are labeled with letters: I, H, G, and F. The notation includes complex rhythmic patterns with many beamed notes and rests. Handwritten annotations in cursive are present: "several acc." under the first system, "first rest" under the second system, "left hand" under the third system, and "don't ground" under the fourth system. The notation is dense and appears to be a transcription of a complex piece of music.

The image displays a musical score for guitar, consisting of six systems of notation. Each system includes a standard musical staff with a treble clef and a key signature of one sharp (F#). The notation is highly complex, featuring dense clusters of notes and frequent use of accidentals. Handwritten annotations in italics are present between the systems: 'bunt sext' between the first and second systems, 'scande acc' between the second and third systems, and 'tact bunt' between the fourth and fifth systems. The sixth system concludes with a double bar line and a repeat sign. The overall appearance is that of a technical exercise or a piece of avant-garde music.

E.J. 15

A travailler successivement avec | To be practised with each of the | Nacheinander mit folgenden Arti- | Trabajo successivamente con cada
 chacune des articulations suivantes: | following articulations: | kulationen zu üben: | una de las siguientes articulaciones:

次のアーティキュレーションで順々に練習しなさい。





1  2  3  4 





Triple coup de langue
 Triple tonguing
 Dreifacher Zungenstoß
 Triple golpe de lengua




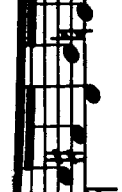
Musical notation

トリツプル タンギング

A    

B

Musical staff with treble clef, key signature of two flats, and a 3/4 time signature. It features a melodic line with several triplet markings above the notes.

Musical staff with treble clef, key signature of two flats, and a 3/4 time signature. It features a melodic line with various accidentals and a final double bar line.

Musical staff with treble clef, key signature of two flats, and a 3/4 time signature. It features a melodic line with various accidentals and a final double bar line.

Musical staff with treble clef, key signature of two flats, and a 3/4 time signature. It features a melodic line with various accidentals and a final double bar line.

Musical staff with treble clef, key signature of two flats, and a 3/4 time signature. It features a melodic line with various accidentals and a final double bar line.

E. J. 16

A travailler successivement avec | To be practised with each of the | Nacheinander mit folgenden Arti- | Trabajarse sucesivamente con cada
 chacune des articulations suivantes: | following articulations: | kulationen zu üben: | una de las siguientes articulaciones:

次のアーティキュレーションで順々に練習しなさい。

1 2 3 4 5 6 7 8 9 10

Wunderbar!

A

B