

Clarinet in Bb

BandFolio

Band Method

Book 2

To the student:

Congratulations on completing beginning band! I am sure that you learned a great deal about music and your instrument. Now it is time to build on that knowledge, and take your musicianship to the next level. You will have many more performance opportunities, and you will find greater musical challenges in the year ahead.

The key to continued success in band is practice. Your band director will recommend how much time you should practice each day. Keep these tips in mind during each practice session:

- Warm up. your band director will recommend a procedure for preparing your body and your instrument to play.
- Set a goal for each practice session.
- Practice the hard sections first, and break them down into smaller parts. Then put the parts together.
- Play something fun at the end of each practice session.
- Practice every day.

Continue working with your band director and your classmates, and you will begin to see and hear big improvements in the quality of your band. Good luck, and have fun!



Jim Evans

bandfolio.com










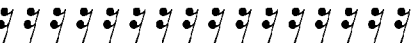
Music Education Resources

© 2001 Jim Evans
BandFolio.com










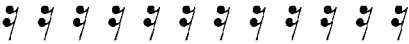
Reference Page

Clarinet in B \flat

Relative Values of Notes and Rests in $\frac{4}{4}$ Meter Signature

<i>Notes</i>		<i>Rests</i>
 1 e & a 2 e & a 3 e & a 4 e & a	Whole	 1 e & a 2 e & a 3 e & a 4 e & a
 1 e & a 2 e & a 3 e & a 4 e & a	Half	 1 e & a 2 e & a 3 e & a 4 e & a
 1 e & a 2 e & a 3 e & a 4 e & a	Quarter	 1 e & a 2 e & a 3 e & a 4 e & a
 1 e & a 2 e & a 3 e & a 4 e & a	Eighth	 1 e & a 2 e & a 3 e & a 4 e & a
 1 e & a 2 e & a 3 e & a 4 e & a	Sixteenth	 1 e & a 2 e & a 3 e & a 4 e & a

Relative Values of Notes and Rests in $\frac{6}{8}$ Meter Signature

<i>Notes</i>		<i>Rests</i>
 1 & 2 & 3 & 4 & 5 & 6 &	Dotted Half	 1 & 2 & 3 & 4 & 5 & 6 &
 1 & 2 & 3 & 4 & 5 & 6 &	Dotted Quarter	 1 & 2 & 3 & 4 & 5 & 6 &
 1 & 2 & 3 & 4 & 5 & 6 &	Quarter	 1 & 2 & 3 & 4 & 5 & 6 &
 1 & 2 & 3 & 4 & 5 & 6 &	Eighth	 1 & 2 & 3 & 4 & 5 & 6 &
 1 & 2 & 3 & 4 & 5 & 6 &	Sixteenth	 1 & 2 & 3 & 4 & 5 & 6 &

Clarinet in B \flat

1. B Flat Concert Scale

** put down 4, 5, 6, & R3 keys*

R
T1
2
3L3
4
5
6R3

R
T1
2
3
4
5
6R3

2. B Flat Concert in Thirds

** put down 4, 5, 6, & R3 keys*

R
T1
2
3
4
5
6

3. B Flat Concert Scale Study

** put down 4, 5, 6, & R3 keys*

R
T1
2
3
4
5
6R3

R
T1
2
3
4
5
6R3

4. Chromatic Scale and Lip Slurs

** add register key*

R
T1
2
3

R
T
R2
3
4
5

5. Chromatic Scale in Contrary Motion

** put down 4, 5, 6, & R3 keys*

R
T1
2
3
4
5
6R3


R
T1
2
3
4
5
6R3

Clarinet in B \flat

12. E Flat Concert Scale




13. E Flat Concert in Thirds



14. E Flat Concert Scale Study



15. Chromatic Scale and Lip Slurs



16. Chromatic Scale in Contrary Motion



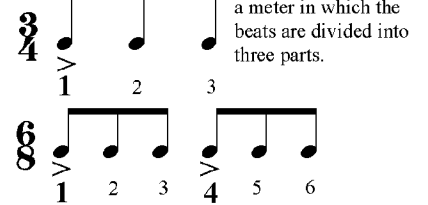
Clarinet in B \flat

Key Signature
F Concert
Your Key of G



Review

Compound Meter



23. F Concert Scale




24. F Concert in Thirds



25. F Concert Scale Study



26. Chromatic Scale and Lip Slurs

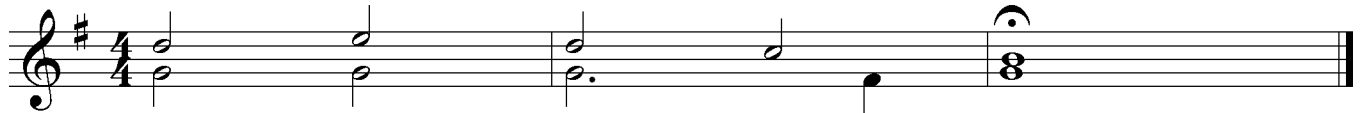


27. Chromatic Scale in Contrary Motion



Clarinet in B \flat

28. Perfect Authentic Cadence in F Concert



29. D Minor Concert Scale (Harmonic)


**check fingering chart*



Note:

D Minor is the *relative* minor of F Major. They share the same key signature.


30. Perfect Authentic Cadence in D Minor Concert



31. Expanding & Contracting Interval Slurs



32. Arpeggios (I-iv-ii7-V7-I)



33. Interval Study




Simile:
In a similar style

Clarinet in B \flat

34. Rhythm Study



35. Syncopation Study



simile



36. Articulation Study



37. Another Articulation Study



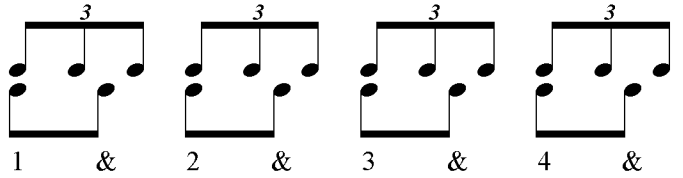


Triplets

A temporary division of the beat into three parts.

1 trip - let 2 trip - let 3 trip - let 4 trip - let

Clarinet in B \flat



38. Compound Meter



39. More Compound Meter




40. A New Meter Signature



41. Triplets



42. Triplet Mix



43. Notes and Rests



Key Signature
A \flat Concert
Your Key of B \flat



Clarinet in B \flat

44. A flat Concert Scale




45. A flat Concert in Thirds



46. A flat Concert Scale Study



47. Chromatic Scale and Lip Slurs




48. Chromatic Scale in Contrary Motion



Clarinet in B \flat

49. Perfect Authentic Cadence in A flat Concert




50. F Minor Concert Scale (Harmonic)



Note:

F Minor is the *relative* minor of A \flat Major. They share the same key signature.

51. Perfect Authentic Cadence in F Minor Concert



52. Expanding & Contracting Interval Slurs



53. Arpeggios

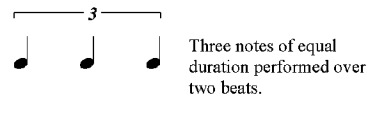


Can you identify the function of these arpeggios?

Bass Clarinet

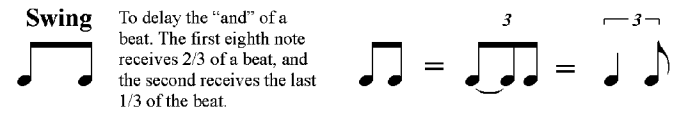
Quarter Note Triplets

Three notes of equal duration performed over two beats.



Swing


To delay the "and" of a beat. The first eighth note receives 2/3 of a beat, and the second receives the last 1/3 of the beat.



54. Rhythm Study



55. Triplet Mix



Remember: two eighth notes equal a quarter note!

56. Rhythm Study



The grouping of the eighth notes implies an accent on the first note of each group.

57. Take Five

Swing

Clark (adapted)



58. American Patrol

Swing

Meacham (adapted)



Clarinet in B \flat

Key Signature
C Concert
Your Key of D



59. C Concert Scale



60. C Concert in Thirds

Swing




61. C Concert Scale Study


Swing



62. Chromatic Scale in Contrary Motion

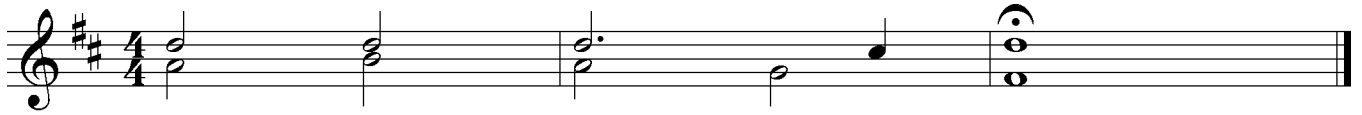


63. Rhythm Study



Clarinet in B \flat

64. Perfect Authentic Cadence in C Concert




65. A Minor Concert Scale (Harmonic)



Note:

A Minor is the *relative* minor of C Major. They share the same key signature.

66. Perfect Authentic Cadence in A Minor Concert



67. Expanding & Contracting Interval Slurs



68. Arpeggios

Swing



Can you identify the function of these arpeggios?

Clarinet in B \flat

69. Rhythm Study
Allegro

Musical notation for exercise 69, Rhythm Study, in 4/4 time with a key signature of one sharp (F#). The piece is marked Allegro and begins with a forte (*f*) dynamic. The melody consists of eighth and sixteenth notes with various rests.

70. Articulation Study
Moderato

Musical notation for exercise 70, Articulation Study, in 6/8 time with a key signature of two flats (B \flat , E \flat). The piece is marked Moderato and begins with a mezzo-piano (*mp*) dynamic. The melody features dotted rhythms and slurs.

71. Theme from "Peer Gynt"
Moderato

Grieg (adapted)

Musical notation for exercise 71, Theme from "Peer Gynt", in 4/4 time with a key signature of one sharp (F#). The piece is marked Moderato and begins with a mezzo-piano (*mp*) dynamic. The melody includes accents and slurs.

Continuation of the musical notation for exercise 71, showing the second line of the melody with accents and slurs.

72. Body Percussion
Clap!

Musical notation for exercise 72, Body Percussion, in 4/4 time. The piece is marked with a forte (*f*) dynamic and includes instructions for "Clap!" and "Stomp!". The notation uses 'x' for claps and 'z' for stomps.

73. Accidental Study

Musical notation for exercise 73, Accidental Study, in 4/4 time. The melody features various accidentals (sharps, flats, naturals) and rests.

Clarinet in B \flat

Note:

This page is missing its key signatures. Try to determine what key these pieces are in by experimenting.

When you discover what the piece is, write in the key signature.

74. Ode to Joy

Allegro

Musical notation for Ode to Joy, 4/4 time, *mf*. The melody consists of a sequence of eighth notes: C4, D4, E4, F4, G4, A4, B4, C5, B4, A4, G4, F4, E4, D4, C4.

75. Yankee Doodle

Allegro

Musical notation for Yankee Doodle, 2/4 time, *f*. The melody consists of eighth notes: C4, D4, E4, F4, G4, A4, B4, C5, B4, A4, G4, F4, E4, D4, C4.

76. Can-Can

Musical notation for Can-Can, 4/4 time, *f*. The melody consists of quarter notes: C4, D4, E4, F4, G4, A4, B4, C5, B4, A4, G4, F4, E4, D4, C4.

77. Lullaby

Moderato

Musical notation for Lullaby, 3/4 time, *mp*. The melody consists of quarter notes: C4, D4, E4, F4, G4, A4, B4, C5, B4, A4, G4, F4, E4, D4, C4.

Musical notation for Lullaby continuation, 3/4 time, *mp*. The melody consists of quarter notes: C4, D4, E4, F4, G4, A4, B4, C5, B4, A4, G4, F4, E4, D4, C4.

78. America

Musical notation for America, 4/4 time, *f*. The melody consists of quarter notes: C4, D4, E4, F4, G4, A4, B4, C5, B4, A4, G4, F4, E4, D4, C4.

Note:

This page is missing its meter signatures. Try to determine what meter these pieces are in.

When you discover what meter the piece is, write in the meter signature.

Clarinet in B \flat

79. Space Theme

Allegro

Musical notation for 'Space Theme' in treble clef with a key signature of one flat. The piece is marked 'Allegro' and 'f'. It features a melody with three triplet markings above the staff.

80. Favorite Things

Moderato

Musical notation for 'Favorite Things' in treble clef with a key signature of one sharp. The piece is marked 'Moderato' and 'mp'. It features a melody with eighth notes and dotted rhythms.

Musical notation for 'Favorite Things' in treble clef with a key signature of one sharp. The piece is marked 'Moderato' and 'mp'. It features a melody with eighth notes and dotted rhythms.

81. Everything's Alright

Vivace

Musical notation for 'Everything's Alright' in treble clef with a key signature of one sharp. The piece is marked 'Vivace'. It features a melody with eighth notes and dotted rhythms.

82. More Can-Can

Vivace

Musical notation for 'More Can-Can' in treble clef with a key signature of two flats. The piece is marked 'Vivace' and 'f'. It features a melody with eighth notes and dotted rhythms, including first and second endings.

83. Scarborough Fair

Allegro

Musical notation for 'Scarborough Fair' in treble clef with a key signature of two flats. The piece is marked 'Allegro' and 'mp'. It features a melody with eighth notes and dotted rhythms.

Musical notation for 'Scarborough Fair' in treble clef with a key signature of two flats. The piece is marked 'Allegro' and 'mp'. It features a melody with eighth notes and dotted rhythms.

Clarinet in B \flat

John Phillip Sousa
(adapted)

84. Stars & Stripes Forever

1 2 3 4

5 6 7 8 9

10 11 12 13 14

15 16 17 18 19

20 21 22 23

24 25 26 27

28 29 30 31 32

Clarinet in B \flat

12 Major Scales and Arpeggios

Concert Key

The image displays 12 musical staves, each representing a major scale and its corresponding arpeggio for the Clarinet in B \flat . The scales are arranged in ascending order of their concert keys: C, F, B \flat , E \flat , A \flat , D \flat , G \flat , B, E, A, D, and G. Each staff begins with a treble clef, a common time signature (C), and a key signature. The scales are written in a stepwise fashion, and the arpeggios are written as chords with stems pointing upwards. The notation is clear and legible, suitable for a music method book.

Clarinet in B \flat

12 Harmonic Minor Scales and Arpeggios

Concert Key

The image displays 12 staves of music, each representing a different harmonic minor scale and its corresponding arpeggio. The scales are labeled with letters: a, d, g, c, f, b \flat , e \flat , g \sharp , c \sharp , f \sharp , b, and e. Each staff begins with a treble clef and a common time signature (C). The scales are written in a stepwise fashion, with the arpeggio portion marked with double asterisks (**). The key signatures range from one sharp (A major) to three sharps (F \sharp major).

Clarinet in B \flat

Rhythm Challenge

Go as far as you can without stopping, then work on problem rhythms.

1 2 3 4

5 6 7 8

9 10 11 12

13 14 15 16

17 18 19 20

21 22 23 24

25 26 27 28

29 30 31 32

Clarinet in B \flat

Rhythm Challenge

33 34 35 36

3/4

37 38 39 40

C

41 42 43 44

C

45 46 47 48

C

49 50 51 52

C

53 54 55 56

2/4

57 58 59 60

2/4

61 62 63 64

6/8

Clarinet in B \flat

Rhythm Challenge

65 66 67 68

69 70 71 72

73 74 75 76

77 78 79 80

81 82 83 84

85 86 87 88

89 90 91 92

93 94 95 96